

## EXPORT REGULATIONS SETTING UP

Set the Part numbers as defined in the Control files:

**Part Numbers subject to Export Regulations**

Partno	Descr	Status	Comment
100167	TUBE		Aviall provide the export Lic on this one
100167	TUBE		
120528	SHEET ALUM.	ITAR	
120528	SHEET ALUM.		Order from Adams aviation only
121026	SHEET AL	EAR	Titan Industries Dwg. Ref No 12111 refers to this item for future ordering and forms part of the
121026	SHEET AL	EAR	
143323	EXTRUSION VITAR		
143323	EXTRUSION V		
155083	ROD STL	EAR	
155083	ROD STL		
186358	SHT	EAR	
186358	SHT		

Enter the Part No details including whether the item is subject to "EAR", "ITAR" ...or none (i.e. blank)

These comments are optional and will automatically pop-up on these P/no's

**CAFAM System**

**EAR Regulations Apply**

Title: WARNING "You can continue your process but you have the responsibility to clarify the legal situation"

You are purchasing an Export restricted part that will require an Export licence determination from the OEM. Please contact your OEM and request that they advise you whether an export licence is required for this part giving them the A/c reg and serial number and the end user/owner/operator all this information must be clearly visible on your purchase order. If a licence is required, in most instances it will be the OEM's responsibility to obtain. Jet is responsible to retain a record of licence status (ie licence required and obtained, or NLR [no licence required]). The OEM must then send you the export licence agreement which needs to be filled out by:

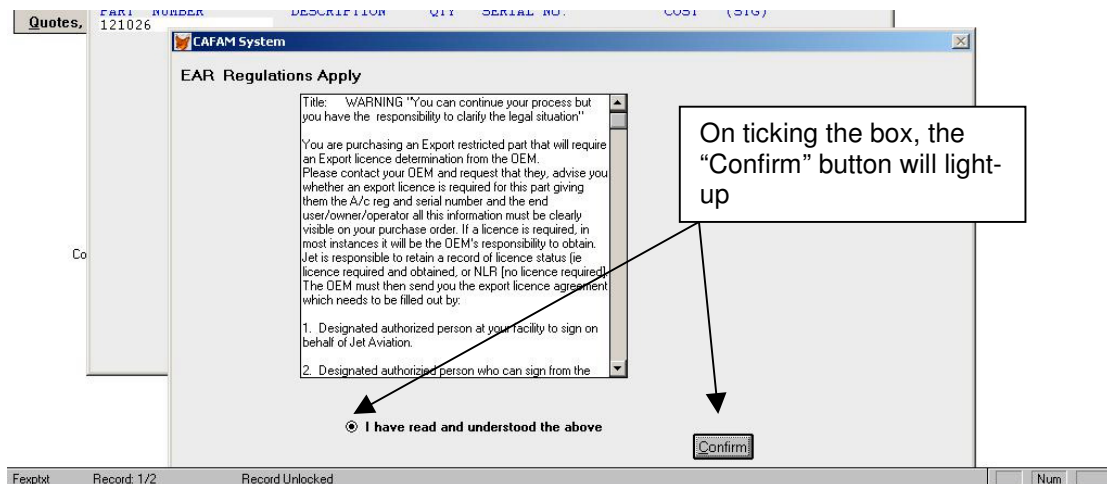
1. Designated authorized person at your facility to sign on behalf of Jet Aviation.
2. Designated authorized person who can sign from the

☐ I have read and understood the above

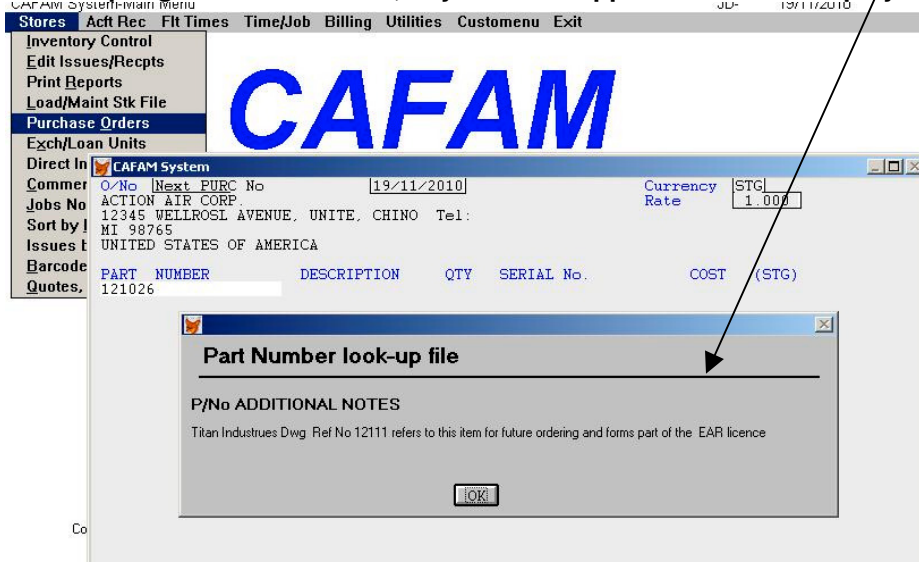
Confirm

On entering an applicable p/no, the following Pop-up will appear – in this case it a part subject to "EAR" which requires your confirmation that you have read and understood the requirements

## Requires confirmation to continue:

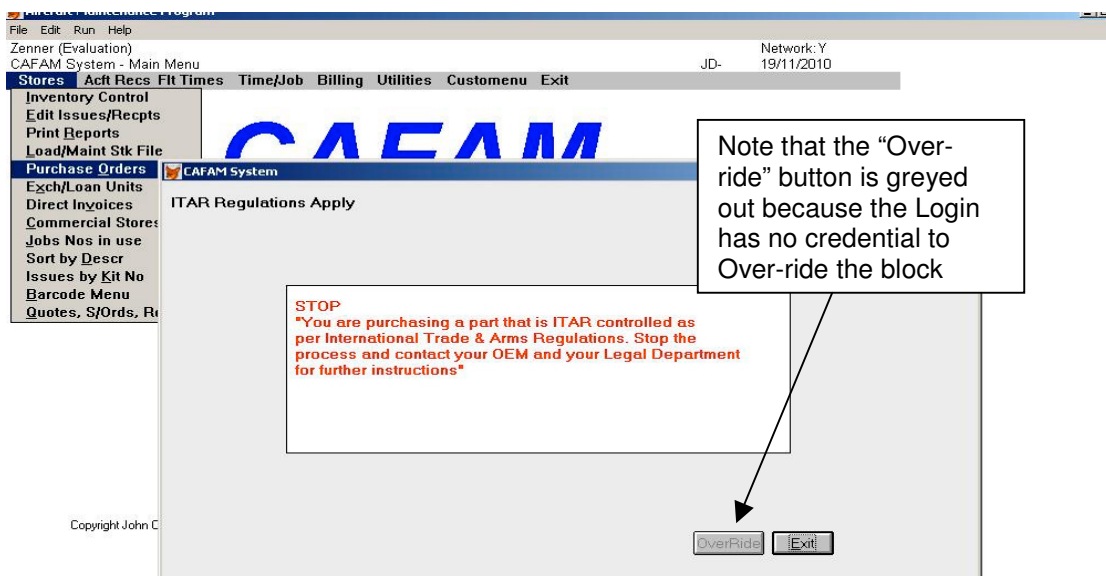


## On accepting the Confirmation, any notes as applicable will be displayed:



Note that the above Notes will also display for any P/no that has been entered in the Control file list i.e. whether they are tagged EAR,ITAR ...or blank

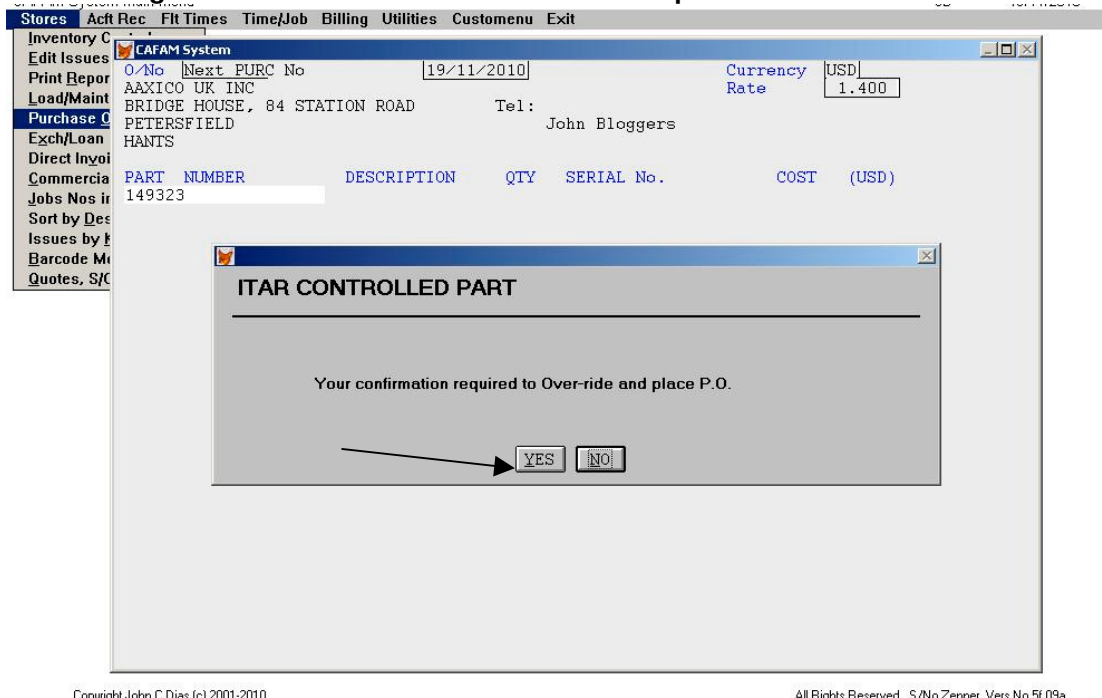
## For items subject to ITAR, a different message is displayed:



Over-ride permitted now as the person logged in has Password No 22 – “STORES Purchase Orders - Allow ITAR controlled P/no” set to “Y”



On selecting “Over-ride” a further confirmation is required:



This concludes the explanation as to how Compliance for Export Regulations will work